

Jive











Product information

Visit furninova.com for additional products, catalogues and information.

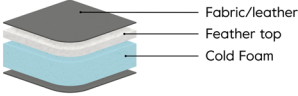
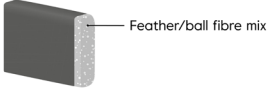
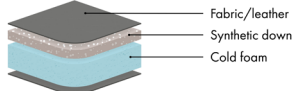
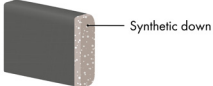
furninova[®]

Jive


Drawings	Configuration	Drawings	Configuration
	1,5-Module W • D • H* 105x105x85 cm Seat Height • Seat Depth : 44 x 60 cm 0.71 m ³ Weight: 40 kg Legs: 4		End part-Module L/R W • D • H* 171x105x85 cm Seat Height • Seat Depth : 44 x 60 cm 1,13 m ³ Weight: 56 kg Legs: 4
	1,5-Module L/R W • D • H* 130x105x85 cm Seat Height • Seat Depth : 44 x 60 cm 0.87 m ³ Weight: 53 kg Legs: 4		Curved end part-Module L/R W • D • H* 250x180x85 cm Seat Height • Seat Depth : 44 x 60 cm 2.75 m ³ Weight: 101 kg Legs: 6
	Chl-Module L/R W • D • H* 125x171x85 cm Seat Height • Seat Depth : 44 x 128 cm 1.35 m ³ Weight: 67 kg Legs: 4		Footstool-Module W • D • H* 105x105x44 cm Seat Height • Seat Depth : 44 x 105 cm 0.50 m ³ Weight: 20 kg Legs: 4
	Corner-Module W • D • H* 125x125x85 cm Seat Height • Seat Depth : 44 x 60 cm 1.00 m ³ Weight: 63 kg Legs: 4		Support cushion W • D • H* 60x20x8 cm 0.01 m ³ Weight: 1.1 kg

*Note that the dimensions may differ +/-3% depending on upholstery and combination.

Comfort

C2 Feather Soft	Feather soft (Comfort C2) Seat Cold foam with a feather top.	 <ul style="list-style-type: none"> Fabric/leather Feather top Cold Foam 	Back Feather and ball fibre mix.	 <ul style="list-style-type: none"> Feather/ball fibre mix
C4 Synthetic Down	Synthetic down (Comfort C4) Seat Cold foam with a top of synthetic down.	 <ul style="list-style-type: none"> Fabric/leather Synthetic down Cold foam 	Back Mix of synthetic down and ball fibre.	 <ul style="list-style-type: none"> Synthetic down

Upholstery



Leg options

